


The Prolink logo features the word "PROLINK" in a bold, white, sans-serif font. A white, curved line arches over the letters "O" and "L", and another white, curved line arches under the letters "I" and "N".

PROLINK

A close-up photograph of a network switch or patch panel. The device is a tan-colored metal rack-mountable unit. It features multiple rows of blue RJ45 ports and fiber optic ports. Several yellow fiber optic cables are plugged into the ports. A white label on the front of the unit reads "FIO 12 CUP". The lighting is dramatic, with a bright yellow and blue glow emanating from the cables and ports, creating a sense of high-tech connectivity.

We provide our customers with exceptional PRODUCTS in accordance with the highest international standards and also provide SERVICES that meets our customers' needs or exceeds their expectations.

Powered by:  **PROLINK**





Discription

ProLink Coupler SC SM-Simplex

Description




Prolink Couplers have been designed for installation into Prolink fiber patch panels and termination boxes. Provide a robust and easy way to terminate.

Features

-  Small Size, High Precision.
-  Zirconia ceramics ferrule.
-  Low insertion Loss.
-  High Return Loss



Applications

-  Telecom and Datacom Equipment.
-  LAN/WAN
-  Device Terminals

Speciations

Connectors type	SC
Fiber Type	SM 9/125
Coupler Color	Blue
Insertion loss	0.1dB
Return loss	>20dB